

PDFBraindumps



Latest Pdf Braindumps	Top Certifications	Top Vendors		
<ul style="list-style-type: none">▶ LRP-614▶ BCABA▶ JN0-740▶ 250-405▶ DS-200▶ SDM_2002001040▶ ST0-250▶ H12-221▶ M2180-716	<ul style="list-style-type: none">▶ ISEB Certification▶ OCE▶ NVIDIA Certifications▶ Network+▶ IBM Certified Integrat▶ CCDH▶ IBM Certified Advanc▶ eserver Certified Spe▶ SAP-Certifications▶ Network Appliance N	<ul style="list-style-type: none">▶ HCNP▶ IFPUG Certifications▶ dotMobi Certification▶ SCMA▶ MCSD▶ NCLP▶ XMLMaster Certificat▶ CS5▶ CHA	<ul style="list-style-type: none">▶ ISEB▶ ASTQB▶ Aruba▶ Data Center Universit▶ HRCI▶ CIW▶ Patchlink▶ International Consorti▶ Acme-Packet	<ul style="list-style-type: none">▶ Fortinet▶ Ericsson▶ Liferay▶ Novell▶ Huawei▶ RSA▶ MYSQL▶ ISM▶ CheckPoint

<http://www.pdfbraindumps.com>

Latest pdf braindumps provider, high pass rate

Exam : **PEGACLSA74V1-R**

Title : LSA Readiness 74V1

Vendor : Pegasystems

Version : DEMO

NO.1 when a customer submits a credit card dispute, the application connects to an external service to retrieve all transactions made by the customer. The external service returns transactions ordered by date of transaction, in a descending, chronological order. When a case worker reviews the dispute, the application displays the 10 most recent transactions.

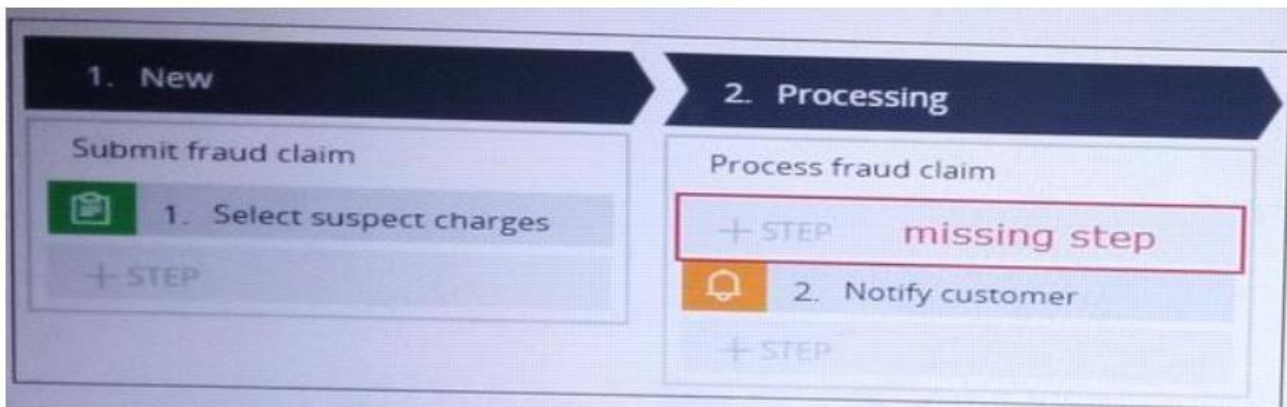
If the case worker does not see the disputed transaction in the list, the case worker can search for additional transactions. The case worker can filter search results on transaction date, the transaction amount, or the merchant name. the search results display the 10 most recent transactions that satisfy the filter criteria. The case worker cannot paginate through the results.

How do you configure the data page to satisfy all the requirements in the scenario?

- A. Create a thread-level data page with parameters that uses a connector as its source.
- B. Create a node-level data page with parameters that use a report definition as its source.
- C. Create a thread-level data page that uses a report definition as i
- D. Create a node-level data page that uses a connector as its source.

Answer: A

NO.2 You are designing a case life cycle to process fraudulent charge claims. After a list of suspected fraudulent charges is submitted, the case advances to the processing stage. In the first step of the process fraud claim process, a separate child case must be created for each suspected fraudulent charge. After all necessary fraudulent charge cases are created, the parent case advances to the next step where the customer is notified that their claims are being processed.



Choose three actions needed to configure the missing step so that a separate child case is created for each fraudulent charge selected. (choose three)

- A. Configure data propagation to map property values between the parent and child cases.
- B. Use a page list property to store the fraudulent claim items and identify the number of child cases to create.
- C. Add a custom split for each process step to the case life cycle and configure it to create child case.
- D. Add a create case smart shape to the case life cycle and configure it to create child case.* Add a create case smart shape to the case life cycle and configure it to create case.

Answer: A,B,D

NO.3 an application allows users to manage account cases. You need to configure security so that users are allowed to view and update accounts only if they are the primary or secondary owner. How do you implement this requirement?

- A. create an access when rule that validates if the current user is either a primary or secondary

owner of the account. Assign the access when rule for Read and Write instances of the Account class in the user's access role.

B. create a privilege and configure it to validate if the current user is either a primary or secondary owner of the account. Assign the privilege for Read and write instances of the Account class in the user's access role.

C. create a when rule that validates if the current user is either a primary or secondary owner of the account. Configure the when rule in the required conditions section on all flow actions that allow accounts updates.

D. create an access when rule that validates if the current user is either a primary or secondary owner of the account. Configure the access when rule on the account case type to ensure authorized access.

Answer: A

NO.4 when a customer submits a credit card dispute, the application connects to an external service to retrieve all transactions made by the customer. The external service returns transactions ordered by date of transaction, in a descending, chronological order. When a case worker reviews the dispute, the application displays the 10 most recent transactions.

If the case worker does not see the disputed transaction in the list, the case worker can search for additional transactions. The case worker can filter search results on transaction date, the transaction amount, or the merchant name. the search results display the 10 most recent transactions that satisfy the filter criteria. The case worker cannot paginate through the results.

How do you configure a section that contains the transactions to satisfy all of the requirements in the scenario?

A. Use a dynamic layout group that is sourced from a data page.

B. Use a dynamic layout group that is sourced from a page list property.

C. Use a repeating dynamic layout that is sourced from a page list property.

D. Use a repeating dynamic layout that is sourced from a data page.

Answer: D

NO.5 In the answer Area, select the appropriate WAI-ARIA role type for each user Interface (UI) item

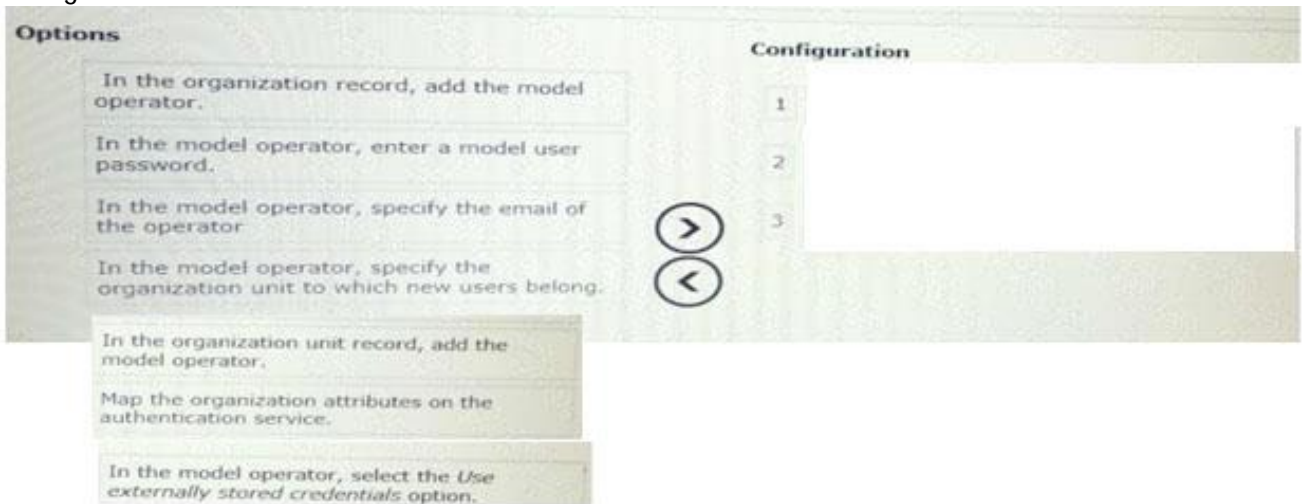
<u>UI Item</u>	<u>Landmark</u>	<u>Document Structure</u>	<u>Component Widget</u>
Search field	<input type="radio"/>	<input type="radio"/>	<input type="radio"/>
Row header of a list	<input type="radio"/>	<input type="radio"/>	<input type="radio"/>
Button	<input type="radio"/>	<input type="radio"/>	<input type="radio"/>
Portal menu	<input type="radio"/>	<input type="radio"/>	<input type="radio"/>
On-screen instructions	<input type="radio"/>	<input type="radio"/>	<input type="radio"/>
Drop-down list of options	<input type="radio"/>	<input type="radio"/>	<input type="radio"/>

Answer:

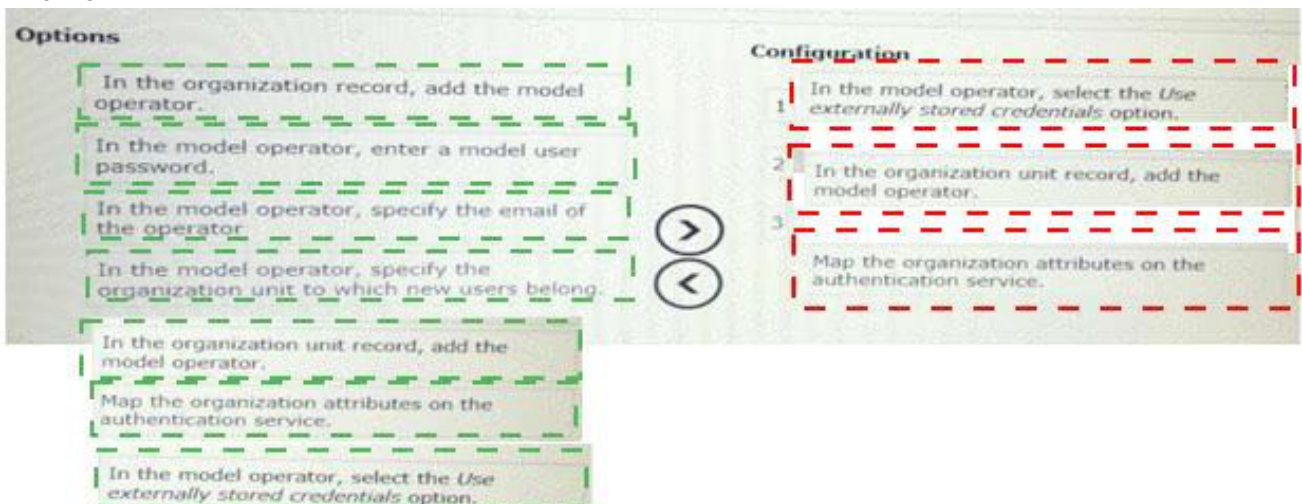
<u>UI Item</u>	<u>Landmark</u>	<u>Document Structure</u>	<u>Component Widget</u>
Search field	<input checked="" type="radio"/>	<input type="radio"/>	<input type="radio"/>
Row header of a list	<input type="radio"/>	<input checked="" type="radio"/>	<input type="radio"/>
Button	<input type="radio"/>	<input type="radio"/>	<input checked="" type="radio"/>
Portal menu	<input type="radio"/>	<input type="radio"/>	<input checked="" type="radio"/>
On-screen instructions	<input type="radio"/>	<input checked="" type="radio"/>	<input type="radio"/>
Drop-down list of options	<input type="radio"/>	<input type="radio"/>	<input checked="" type="radio"/>

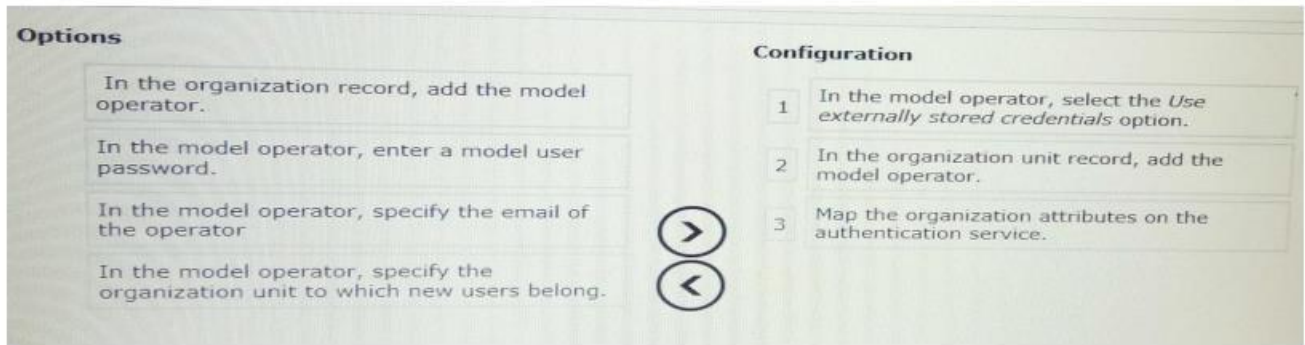
<u>UI Item</u>	<u>Landmark</u>	<u>Document Structure</u>	<u>Component Widget</u>
Search field	<input checked="" type="radio"/>	<input type="radio"/>	<input type="radio"/>
Row header of a list	<input type="radio"/>	<input checked="" type="radio"/>	<input type="radio"/>
Button	<input type="radio"/>	<input type="radio"/>	<input checked="" type="radio"/>
Portal menu	<input type="radio"/>	<input type="radio"/>	<input checked="" type="radio"/>
On-screen instructions	<input type="radio"/>	<input checked="" type="radio"/>	<input type="radio"/>
Drop-down list of options	<input type="radio"/>	<input type="radio"/>	<input checked="" type="radio"/>

NO.6 An application uses LDAP authentication and create operators dynamically based on a model operate recorded select and move the three options needed to complete the configuration to configuration column



Answer:





NO.7 you add database connection information to prconfig.xml and want to encrypt the password in the connection information. How do you encrypt the password?

- A. create an encrypted password with PRCipherGenerator and reference the external system.
- B. create an encrypted keyring password and replace the unencrypted password in prconfig.xml.
- C. create an encrypted password with passGen and replace the unencrypted password in prconfig.xml.
- D. enter a password in an Application ID instance and reference the external system.

Answer: B

NO.8 An application allows users to manage Account cases. You need to configure security so that users are allowed to view and update account only if they are the primary or secondary owner how do you implement this requirement?

- A. create an access when rule that validate if the current user is either a primay or secondary owner of the ccount. Configure the access when rule on the Accouny case type to ensure authorized access
- B. create a privilege and configure it to validate if the current user is either a primary or secondary owner of the account. Assign the privilege for read and write instances of the account class in the user's access role.
- C. create an access when rule that validate if the current user is either a primary or secondary owner of the account. Assign the access when rule for read and write instances of the account class in the user's vaccess role.
- D. create a when rule that validate id the current user is either a primay or secondary owner of the account configure then when rule in the required conditions section on all flow actions that allow account updates.

Answer: C

NO.9 the clipboard contains a list of details for all 3,100 companies on the NASDAQ stock Exchange. Select the requirement that indicates you use a page list instead of a page group.

- A. company details must be referenced using the company stock ticker.
- B. each element in the list of companies must contain a list of accounts.
- C. a data transform must iterate over the list.
- D. the list must be sorted by company stock tick

Answer: D

NO.10 you create a copy of a standard authentication servlet for customization.

how do you complete your update of the customization?

- A.** create a new mapping servlet and specify the authentication type in the mapping servlet.
- B.** create a new mapping servlet and specify the URL pattern in the mapping servlet
- C.** add the name of the custom servlet to the standard mapping servlet.
- D.** add a new URL pattern to the standard mapping servlet.

Answer: B